


Multicolor Checkerboard


The template below can be printed and used as a guide to make a multicolored checkerboard pattern. Take a strip of paper of the color shown and weave it so the strip covers the letters.



	Pi		Pi		Pi		Pi		Pi		Pi
Pi		Pi		Pi		Pi		Pi		Pi	
	R		R		R		R		R		R
R		R		R		R		R		R	
	O		O		O		O		O		O
O		O		O		O		O		O	
	Y		Y		Y		Y		Y		Y
Y		Y		Y		Y		Y		Y	
	G		G		G		G		G		G
G		G		G		G		G		G	
	B		B		B		B		B		B
B		B		B		B		B		B	
	P		P		P		P		P		P
P		P		P		P		P		P	
	B		B		B		B		B		B
B		B		B		B		B		B	

Pi = Pink
 R = Red
 O = Orange
 Y = Yellow
 G = Green
 B = Blue
 P = Purple
 B = Brown

Two Colored Brick




The template below can be printed and used as a guide to make a two-colored brick pattern.

Take a strip of paper of the color shown and weave it so the strip covers the letters.

Y	Y			Y	Y			Y	Y		
		B	B			B	B			B	B
Y	Y			Y	Y			Y	Y		
		B	B			B	B			B	B
Y	Y			Y	Y			Y	Y		
		B	B			B	B			B	B
Y	Y			Y	Y			Y	Y		
		B	B			B	B			B	B
Y	Y			Y	Y			Y	Y		
		B	B			B	B			B	B
Y	Y			Y	Y			Y	Y		
		B	B			B	B			B	B
Y	Y			Y	Y			Y	Y		
		B	B			B	B			B	B
Y	Y			Y	Y			Y	Y		

Y = Yellow
B = Blue

Two Colored Staircase



The template below can be printed and used as a guide to make a two-colored staircase pattern.
 Take a strip of paper of the color shown and weave it so the strip covers the letters.

		G	G			G	G			G	G
Pi			Pi	Pi			Pi	Pi			Pi
G	G			G	G			G	G		
	Pi	Pi			Pi	Pi			Pi	Pi	
		G	G			G	G			G	G
Pi			Pi	Pi			Pi	Pi			Pi
G	G			G	G			G	G		
	Pi	Pi			Pi	Pi			Pi	Pi	
		G	G			G	G			G	G
Pi			Pi	Pi			Pi	Pi			Pi
G	G			G	G			G	G		
	Pi	Pi			Pi	Pi			Pi	Pi	
		G	G			G	G			G	G

Pi = Pink
 G = Green